

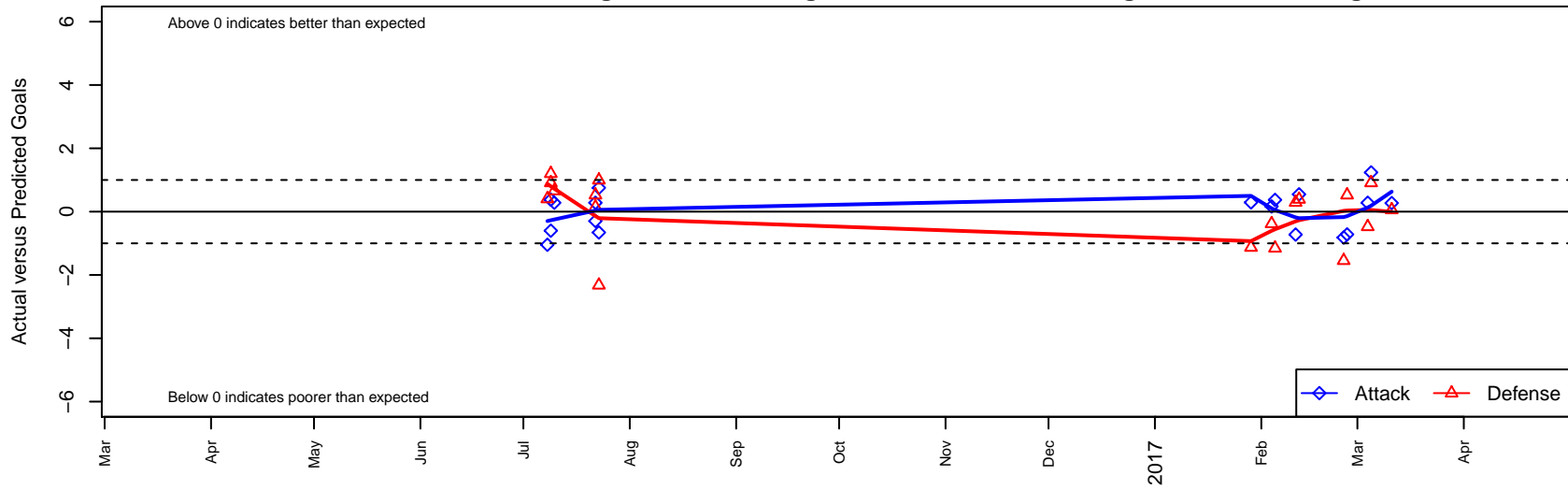
Crossfire OR Blue III G01

Crossfire Oregon
 Tigard, OR
 G01 total strength=1222
 attack=2.84 defense=6.55
 spr league = Win OYS G01 Div 1 White

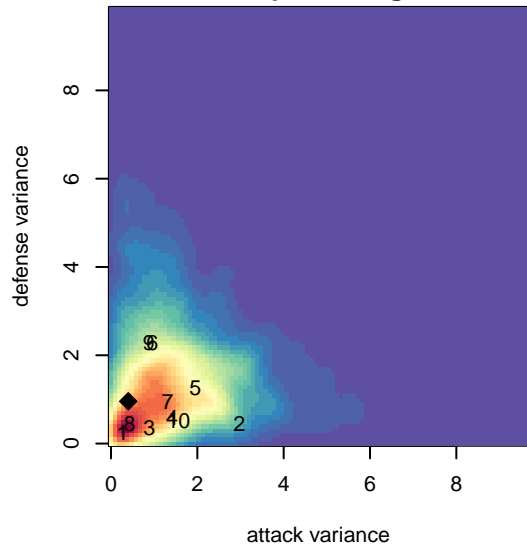
alt names used:

Venues played:
 2016 PCU Summer Classic U15-U16 Silver Bl:
 2016 Oswego Nike Cup U16 Silver U16
 2016 Win OYS G01 Division 1 White

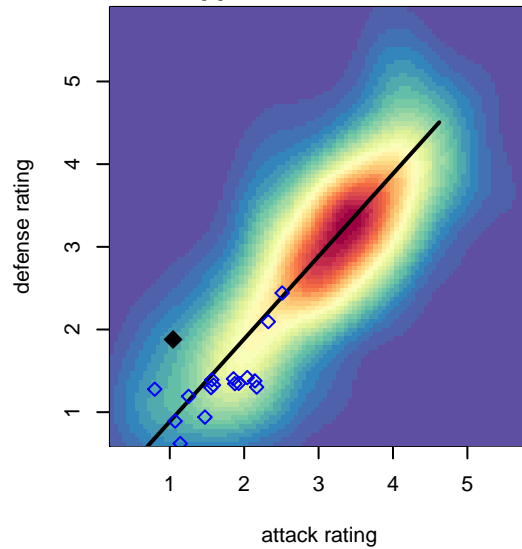
Crossfire OR Blue III G01
 Dots are actual minus expected GF (blue circles) and GA (red triangles).
 Blue line is smoothed change in attack strength. Red is smoothed change in defense strength.



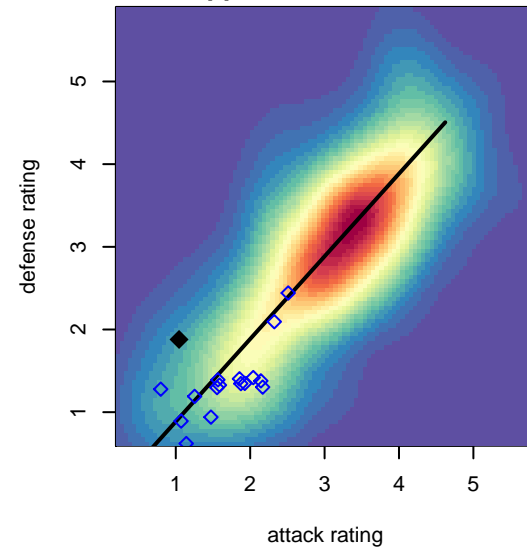
**attack and defense variance (black dot)
relative to other teams
and top 10 in region**



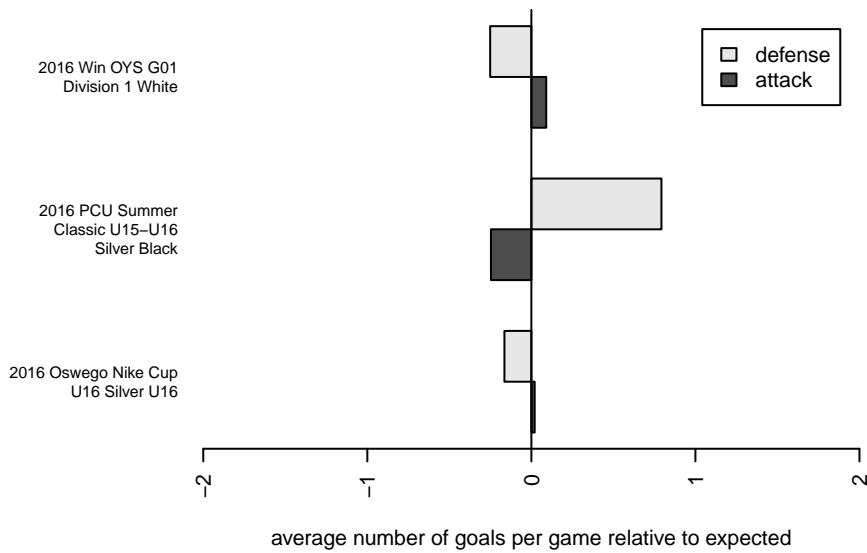
**attack and defense rating
relative to others at age
and all opponents in last 13 months**



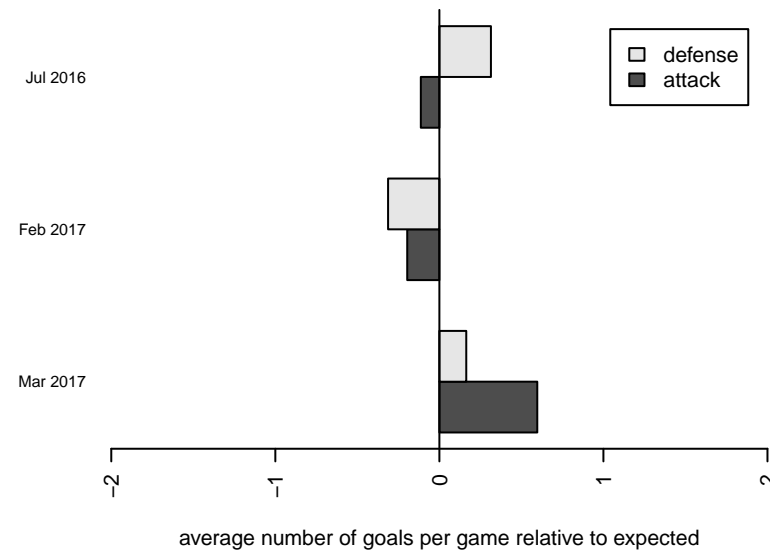
**attack and defense rating
relative to others at age
and all opponents in last 13 months**



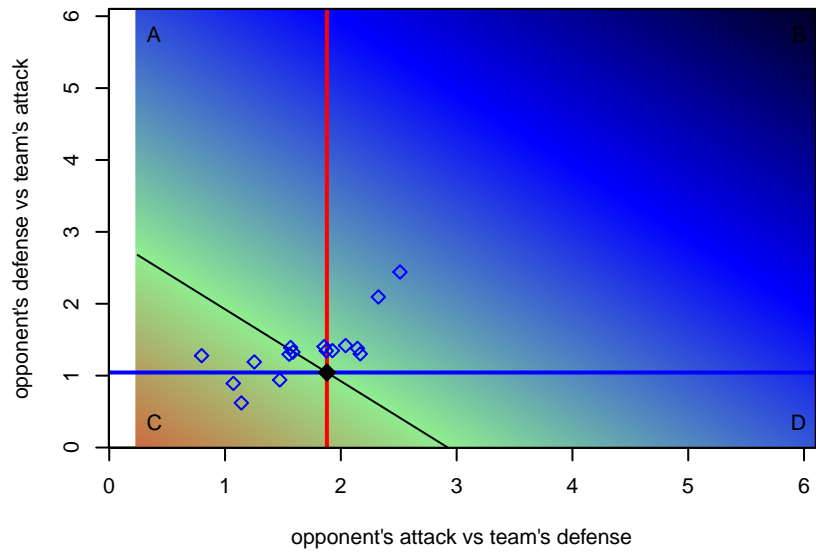
Performance relative to 13 month average



Performance relative to 13 month average



Distribution of opponents
 Red = Lose zone, Blue = Win zone, Green = Even
 Black line separates win/lose zones



lot. A=Neither has attack advantage, B=Opponent has both attack and defense advantage, C=Opponent has both attack and defense disadvantage, D=Both have

te	home		away		venue	pred.home	pred.a
3-11	PCU Red 2 G01	1	Crossfire OR Blue III G01	1	2016 Win OYS G01 Division 1 White	1.06	0.7
3-05	Washington Timbers White 1 G01	0	Crossfire OR Blue III G01	2	2016 Win OYS G01 Division 1 White	0.91	0.7
3-04	Crossfire OR Blue III G01	1	Crossfire OR CUSC Black Eruption G01	1	2016 Win OYS G01 Division 1 White	0.72	0.5
2-26	Crossfire OR CUSC Black Eruption G01	0	Crossfire OR Blue III G01	0	2016 Win OYS G01 Division 1 White	0.52	0.7
2-25	Crossfire OR Blue III G01	0	HSC GPS Oregon G01	2	2016 Win OYS G01 Division 1 White	0.82	0.4
2-12	Crossfire OR Blue III G01	2	4H Hurricanes G01	0	2016 Win OYS G01 Division 1 White	1.45	0.3
2-11	Crossfire OR Blue III G01	0	TFA Willamette G01	0	2016 Win OYS G01 Division 1 White	0.72	0.2
2-05	Eastside Timbers Black G01	2	Crossfire OR Blue III G01	1	2016 Win OYS G01 Division 1 White	0.85	0.6
2-04	Crossfire OR Blue III G01	1	PCU Black G01	1	2016 Win OYS G01 Division 1 White	0.83	0.6
1-29	Pacific FC Force G01	2	Crossfire OR Blue III G01	1	2016 Win OYS G01 Division 1 White	0.87	0.7
7-23	Crossfire OR Blue III G01	0	Capital FC Timbers Black G01	3	2016 Oswego Nike Cup U16 Silver U16	0.66	0.6
7-23	Crossfire OR Blue III G01	1	WA East G01	1	2016 Oswego Nike Cup U16 Silver U16	0.25	1.9
7-22	Crossfire OR Blue III G01	1	Crossfire OR CUSC Black Eruption G01	0	2016 Oswego Nike Cup U16 Silver U16	0.72	0.5
7-22	Crossfire OR Blue III G01	0	THUSC Xenon G01	1	2016 Oswego Nike Cup U16 Silver U16	0.30	1.1
7-10	Crossfire OR Blue III G01	1	Hermiston United G02	0	2016 PCU Summer Classic U15-U16 Silver B	0.72	0.6
7-09	Crossfire OR Blue III G01	1	CYSA Timber Barons Green G01	0	2016 PCU Summer Classic U15-U16 Silver B	0.62	1.2
7-09	Crossfire OR Blue III G01	0	Pacific FC United G02	0	2016 PCU Summer Classic U15-U16 Silver B	0.60	0.9
7-08	Crossfire OR Blue III G01	0	PCU Red G02	0	2016 PCU Summer Classic U15-U16 Silver B	1.05	0.4